



BUILT FOR THE
WAY YOU RIDE



REYNOLDS

No two riders are exactly the same. Some are motivated by competition, some seek adventure, and others are out there strictly for smiles and good times. We get that, and that's why we have dedicated our 70 years of carbon fiber manufacturing experience to develop a wide variety of high-performing carbon wheels for road, mountain, gravel, and ebikes to suit every type of rider. Every wheel that leaves our facility has been designed and tested by our dedicated team of engineers in Utah who spend just as much time on their bikes as they do in the lab. As cyclists we know that the only wheels worth buying are the wheels that make you faster, won't leave you stranded, and look good doing it. No matter what moves you to toss a leg over your bike of choice, we've got you covered.

WHY REYNOLDS™




BUILT FOR THE WAY YOU RIDE

Every product we create is born from an idea we've had while in the saddle. As riders, we are constantly searching for ways to ride faster, longer, and harder. Luckily, we possess a creative team of experts who possess the knowledge and capabilities to make these ideas a reality. But the process from idea generation to production is no small feat. This journey involves many steps and checkpoints along the way before that spark of creativity finds itself rolling under the power of our customer's legs.

PREMIUM MATERIALS

Not all composites are created equally. Our strong relationship with our material suppliers gives us access to a wide variety of composite materials each with their own attributes and features. This allows us to test a wide spectrum of possible layups and find the perfect match for the specific demands of a particular products design.



UNIQUE RIM PROFILES

Combined with the proper materials, a rims profile is what separates a good wheel from a great wheel. Every Reynolds rim is specifically designed to deliver optimum aerodynamic performance (road), durability, and ride quality for their intended use. Utilizing wind tunnels, computational fluid dynamics (CFD), and thorough structural testing, each rim profile we produce goes through countless iterations in the lab and on the road or trail until it meets our standards.

ENGINEERED WHEEL SYSTEMS

While rim designs are crucial to the success of any wheel, they alone do not complete the puzzle. Hubs, spokes, and nipples are all extremely important factors in delivering the exact feel and performance we believe our customers deserve. Wheels are systems and just as each of our rims are unique according to their intended use, we pursue the same approach with the completion of a wheel. We carefully select premium hubs, spokes, and nipples in interaction with the rim to build a system that delivers exceptional ride quality and durability.



ROAD RIM TECHNOLOGY




RAV

RAV is the philosophy by which ALL Reynolds™ ROAD products are developed. Using advanced CFD validated by wind tunnel and real-world testing, we've identified key design features that optimize overall aerodynamic versatility and performance.



CR 6

Carbon Rim 6 is the most complex rim construction process we employ. Used in our premium Blacklabel road & gravel rims it utilizes an intricate carbon layup schedule to manage the varying stresses in key zones of the rim.



CR 3

Carbon Rim 3 used in REYNOLDS AR, ATR road and gravel wheels and TR and TRe mountain wheels takes this same approach balancing structural requirements with performance and value.



DET™

Our BLACKLABEL AERO rim profiles are designed using our Dispersive Effect Termination™ technology complemented with additional features to offer the most versatile, aerodynamic wheels on the market. Our DET™ airfoil rim design smooths turbulent airflow and creates a more stable ride while reducing aerodynamic drag.



DET2

All Reynolds road rim profiles are designed using our second generation Dispersive Effect Termination technology complemented with additional features to offer the most versatile, aerodynamic wheels on the market. Our DET2 airfoil rim design smooths turbulent airflow and creates a more stable ride while reducing drag.

MTB RIM TECHNOLOGY



MR 5

Mountain Rim 5 is the construction process of our BLACKLABEL mountain rims. Clearly, these rims must stand up to considerable abuse and maintain usage specific ride quality. Key zones in the rim are all considered both individually and as a holistic system to balance strength, durability, weight and compliance.



IDM

IDM is our Impact Dispersing Matrix, a combination of high-quality carbon fiber and a unique resin with exceptional impact dispersing characteristics. Used in our BLACKLABEL PRO and EXPERT MTN & GRAVEL wheels we optimize the layup schedule to improve impact strength, tune ride quality and achieve very low weights all without sacrificing durability. With durability proven on the WC downhill and EWS circuit our IDM material stands alone in its strength to weight ratio.



HUB TECHNOLOGY



BLACKLABEL ROAD

Our Blacklabel series hubs are designed and manufactured by Industry Nine in the US with a proprietary hub shell unique to Reynolds™ perfected for improved performance, durability and low weight balanced with optimized aerodynamics and power transfer used in Reynolds Blacklabel wheel systems.

- Blacklabel Pro Road:
Reynolds/I9 Torch Road DB - 100% CNC machined
6° engagement, 3 pawl
- Blacklabel Expert Road:
NEW Reynolds/Ringlé Super Bubba X Road DB
8° engagement, 3 pawl



ALLROADS

For our AR series road wheels, we utilize proprietary performance orientated CNC machined hub shell designs that balances low weight and durability with aerodynamics and power transfer.

- AR:
NEW Reynolds/Ringlé SRX Road DB
100% CNC machined, 12° engagement, 3 pawl



BLACKLABEL MOUNTAIN

For our highest level of wheel offering, we do collaborate with one of the finest hub makers on the market. Our Blacklabel series hubs are designed and manufactured by Industry Nine in the US with a proprietary hub shell unique to Reynolds perfected for improved performance, durability and low weight balanced with optimized aerodynamics and power transfer used in Reynolds Blacklabel wheel systems.

- Blacklabel Pro Mountain:
I9 Hydra, 100% CNC machined
.52° engagement, 6 pawl
- Blacklabel Expert Mountain:
Ringlé Super Bubba X
4° engagement, 6 pawl phased



TR MOUNTAIN

For our TR mountain wheels we utilize proprietary performance orientated CNC machined hub shell designs that balances low weight and durability with aerodynamics and power transfer.


- TR Mountain:
NEW Reynolds/Ringlé SRX MTN
100% CNC machined, 12° engagement, 3 pawl

SPOKE TECHNOLOGY




QUALITY WHEELS, QUALITY SPOKES

You cannot produce quality wheels without quality spokes. This is why all Reynolds™ Wheels are built with Sapim spokes. For over 100 years, Sapim has created and produced some of the highest quality spokes available within the marketplace



BLACKLABEL ROAD/MTB

Sapim CX-Ray is the ultimate offering from Sapim and is found within all Blacklabel Aero wheels. It offers superior strength, aero qualities and ride characteristics all within a lightweight package.



ALLROADS / TR MOUNTAIN






Sapim Sprint – A double butted spoke offering great durability, ride compliance, and a light weight package.

AM PRODUCT DISCIPLINES

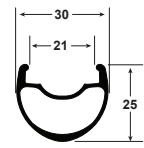
ASTM STANDARDS



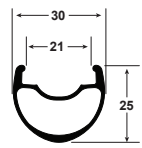
ROAD	GRAVEL	XC	TRAIL	ENDURO	DOWNHILL
■ BL 25 ROAD PRO	■ G700 PRO	■ BL 259 XC	■ BL 327 TRAIL PRO	■ BL 307 EN PRO	■ BL 307 DH PRO
■ BL 25 ROAD EXP	■ G650 PRO	■ BL 309/289 XC PRO	■ BL 329 TRAIL PRO	■ BL 309 EN PRO	■ BL 309 DH EXP
■ AR25 DB	■ G700 EXP	■ BL 309/289 XC EXP	■ BL 327 TRAIL EXP	■ BL 309/307 EN PRO	
■ AR41 E	■ G650 EXP	■ 309/289 XC	■ BL 329 TRAIL EXP	■ BL 307 EN EXP	
■ BL 46 ROAD PRO	■ G700		■ TR 327 TRAIL	■ BL 309 EN EXP	
■ BL 46 ROAD EXP	■ G650		■ TR 329 TRAIL	■ BL 309/307 EN EXP	
■ AR 46 DB	■ BL ATR 700 PRO		■ TR 327 E	■ TR 307 EN	
■ BL 60 ROAD PRO	■ BL ATR 650 PRO		■ TR329 E	■ TR 309 EN	
■ BL 60 ROAD EXT	■ BL ATR 700 EXP			■ TR 309/307 EN	
■ AR 60 DB	■ BL ATR 650 EXP				
■ BL AERO 80 DB	■ ATR 700				
■ AR80 DB	■ ATR 650				
■ AR29 RB					
■ AR41 RB					
■ AR58 RB					
■ BL AERO 65 RB					
■ BL AERO 80 RB					
■ AR80 RB					

ASTM LEVEL	COMPATIBLE PRODUCT	DESCRIPTION
 1	ALL BL ROAD WHEELSETS ALL BL AERO WHEELSETS ALL AR WHEELSETS	This is a set of conditions for the operation of a bicycle on a regular paved surface where the tires are intended to maintain ground contact
 2	ALL G700 / G650 WHEELSETS ALL ATR WHEELSETS	This is a set of conditions for the operation of a bicycle that includes Condition 1 as well as unpaved and gravel roads and trails with moderate grades. In this set of conditions, contact with irregular terrain and loss of tire contact with the ground may occur. Drops are intended to be limited to 15cm(6") or less
 3	BL 259 XC BL 309/289 XC PRO BL 309/289 XC EXP 309/289 XC	This is a set of conditions for operation of a bicycle that includes Condition 1 and Condition 2 as well as rough trails, rough unpaved roads, and rough terrain and unimproved trails that require technical skills. Jumps and drops are intended to be less than 61cm(24")
 4	BL 327 TRAIL PRO BL 329 TRAIL PRO BL 327 TRAIL EXP BL 329 TRAIL EXP TR 327 TRAIL TR 329 TRAIL TR 327 E TR329 E	This is a set of conditions for operation of a bicycle that includes Conditions 1, 2, and 3, or downhill grades on rough trails at speeds less than 40 km/h (25 mph), or both. Jumps are intended to be less than 122cm (48").
 5	BL 307 EN PRO BL 309 EN PRO BL 307 EN EXP BL 309 EN EXP TR 307 EN TR 309 EN BL 307 DH EXP BL 309 DH EXP	This is a set of conditions for operation of a bicycle that includes Conditions 1, 2, 3, and 4; extreme jumping; or downhill grades on rough trails at speeds in excess of 40 km/h (25 mph); or a combination thereof.

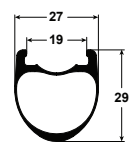
AM REYNOLDS™ RIM PROFILES



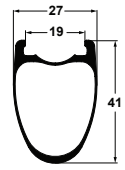
BL 25 PRO/EXPERT



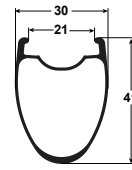
AR 25



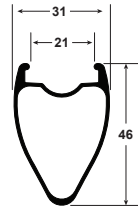
AR 29



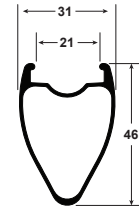
AR 41



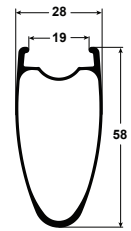
AR 41 E



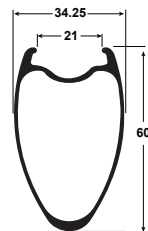
BL 46 PRO/EXPERT



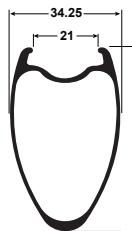
AR 46



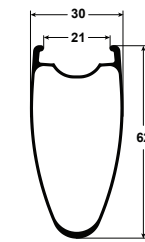
AR 58



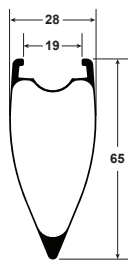
BL 60 PRO/EXPERT



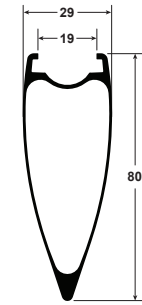
AR 60



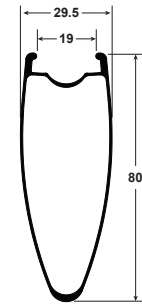
AR 62



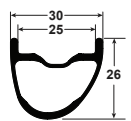
AERO 65



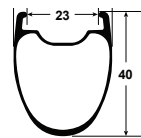
AERO 80



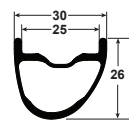
AR 80



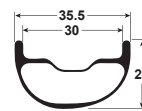
G700/G650



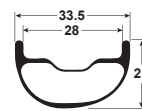
ATR 700/650



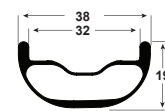
BL 259 XC



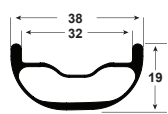
BL 309/289 XC



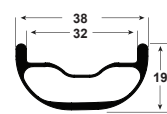
BL 309/289 XC



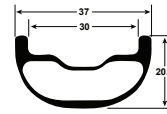
BL 327 TRAIL / BL 329 TRAIL



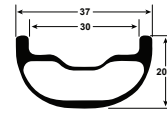
TR 327/329 TRAIL



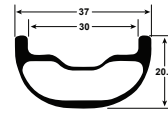
TR 327/329 E



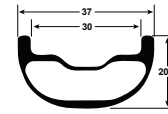
BL 307/309 ENDURO



TR 307/309 ENDURO



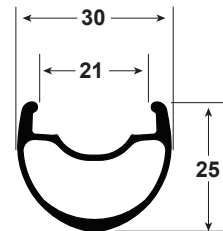
BL 307/309 DOWNHILL



TR 307/309 DOWNHILL



BLACKLABEL 25 PRO

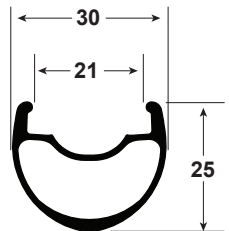


BLACKLABEL 25 PRO DB

USAGE	ROAD
RIM TECHNOLOGY	CR6 TL
RIM DEPTH	25mm
RIM WIDTH	21mm
HUBS	Reynolds/i9 Torch Road DB, 100% CNC machined, 6° engagement, 3 pawl
BRAKE INTERFACE	CL
FRONT AXLE	12 x 100 TA (15 x 100 TA available)
REAR AXLE	12 x 142 TA
FH BODY	Shimano HGR 11spd, SRAM XDR, Campy N3W
SPOKES	Sapim CX-Ray
NIPPLES	INT Alloy
HOLE COUNT	20/24
SIZE	622
WEIGHT	1,251g (set)
INCLUDED	Tubeless tape (installed), Alloy tubeless valve stem

The NEW Reynolds™ Blacklabel wheels are here! The Blacklabel 25 Pro features a 21mm wide and 25mm deep rim, with Carbon Rim 6 technology that utilizes an intricate carbon layup schedule to manage the varying stresses in key zones of the rim. The Pro model uses Reynolds/i9 hubs with a proprietary hub shell unique to Reynolds™ that is perfected for improved performance, durability and low weight balanced with optimized aerodynamics and power transfer. Sapim CX-Ray is the ultimate offering from Sapim spokes. It offers superior strength, aero qualities and ride characteristics all within a lightweight package.

BLACKLABEL 25 EXPERT

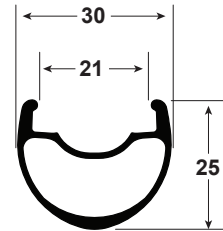


BLACKLABEL 25 EXPERT DB

USAGE	ROAD
RIM TECHNOLOGY	CR6 TL
RIM DEPTH	25mm
RIM WIDTH	21mm
HUBS	NEW Reynolds/Ringle Super Bubba X Road DB, 8° engagement, 3 pawl
BRAKE INTERFACE	CL
FRONT AXLE	12 x 100 TA (15 x 100 TA available)
REAR AXLE	12 x 142 TA
FH BODY	Shimano HGR 11spd, SRAM XDR, Campy N3W
SPOKES	Sapim CX-Ray
NIPPLES	INT Alloy
HOLE COUNT	24/24
SIZE	622
WEIGHT	1,286g (set)
INCLUDED	Tubeless tape (installed), Alloy tubeless valve stem

The NEW Reynolds™ Blacklabel wheels are here! The Blacklabel 25 Expert features a 21mm wide and 25mm deep rim, with Carbon Rim 6 technology that utilizes an intricate carbon layup schedule to manage the varying stresses in key zones of the rim. The Expert model uses Reynolds/Ringlé Super Bubba X Road DB hubs, with 8 degrees of engagement. Sapim CX-Ray is the ultimate offering from Sapim spokes. It offers superior strength, aero qualities and ride characteristics all within a lightweight package.

AR25 DB

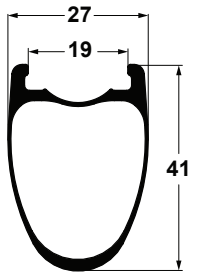



AR25 DB

The Reynolds™ AR series delivers a standout performance by utilizing carbon fiber rims, but in a more competitively priced wheel offering. Whether you're looking to lighten the load in search of your next KOM, seeking speed through aerodynamic advantage, or wanting a wheel that can confidently carry you anywhere in search of adventure, the AR collection offers you the widest assortment of quality carbon wheels at a competitive price to complete your quest for the ultimate ride.

USAGE	ROAD
RIM TECHNOLOGY	CR3 TL
RIM DEPTH	25mm
RIM WIDTH	21mm
HUBS	NEW Reynolds/Ringle SRX Road DB, 100% CNC machined, 12° engagement, 3 pawl
BRAKE INTERFACE	CL
FRONT AXLE	12 x 100 TA (15 x 100 TA available)
REAR AXLE	12 x 142 TA
FH BODY	Shimano HGR 11spd, SRAM XDR, Campy N3W
SPOKES	Sapim Sprint
NIPPLES	EXT Brass
HOLE COUNT	24/24
SIZE	622
WEIGHT	1,432g (set)
INCLUDED	Tubeless tape (installed), Brass tubeless valve stem

AR41 E

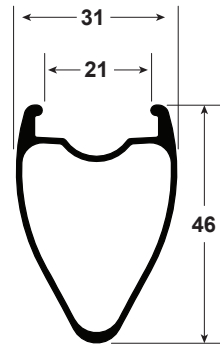


AR41 E

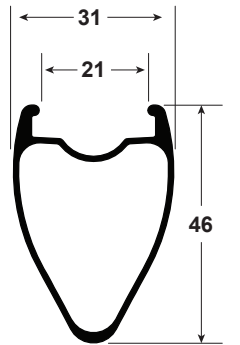
Our ARE series is designed specifically for the demands of the more refined generation of e-road bikes. Whether you're looking to lighten the load in search of your next KOM, seeking speed through aerodynamic advantage, or wanting a wheel that can confidently carry you anywhere in search of adventure, the ARE collection offers you quality carbon wheels at a competitive price to complete your quest for the ultimate ride.

USAGE	eRoad
RIM TECHNOLOGY	CR3
RIM DEPTH	41mm
RIM WIDTH	21mm (inner) 30mm (outer)
HUBS	Reynolds TR3e road hub, 100% CNC machined - 10 degree engagement, 6 pawl inline freehub
BRAKE INTERFACE	Disc Only, Center Lock
FRONT AXLE	12 x 100 TA front, 15x100 TA
REAR AXLE	12 x 142 TA
FH BODY	Shimano HG, MS or SRAM XD
SPOKES	Sapim E-Lite
NIPPLES	External Brass
HOLE COUNT	24/24
SIZE	700c
WEIGHT	1745g(Set)

BLACKLABEL 46 PRO DB



BLACKLABEL 46 EXPERT DB



BLACKLABEL 46 PRO DB

USAGE	ROAD
RIM TECHNOLOGY	CR6 TL DET2
RIM DEPTH	46mm
RIM WIDTH	21mm
HUBS	Reynolds/i9 Torch Road DB, 100% CNC machined, 6° engagement, 3 pawl
BRAKE INTERFACE	CL
FRONT AXLE	12 x 100 TA (15 x 100 TA available)
REAR AXLE	12 x 142 TA
FH BODY	Shimano HGR 11spd, SRAM XDR, Campy N3W
SPOKES	Sapim CX-Ray
NIPPLES	INT Alloy
HOLE COUNT	20/24
SIZE	622
WEIGHT	1,397g (set)
INCLUDED	Tubeless tape (installed), Alloy tubeless valve stem

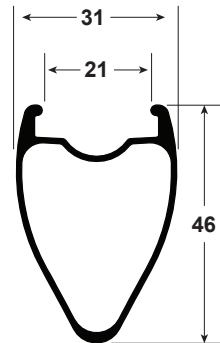
The NEW Reynolds™ Blacklabel Road wheels are here! The Blacklabel 46 Pro features a 21mm wide and 46mm deep rim, with Carbon Rim 6 technology that utilizes an intricate carbon layup schedule to manage the varying stresses in key zones of the rim. The Pro model uses Reynolds/i9 hubs with a proprietary hub shell unique to Reynolds™ that is perfected for improved performance, durability and low weight balanced with optimized aerodynamics and power transfer. Sapim CX-Ray is the ultimate offering from Sapim spokes. It offers superior strength, aero qualities and ride characteristics all within a lightweight package.

BLACKLABEL 46 EXPERT DB

USAGE	ROAD
RIM TECHNOLOGY	CR6 TL DET2
RIM DEPTH	46mm
RIM WIDTH	21mm
HUBS	NEW Reynolds/Ringle Super Bubba X Road DB, 8° engagement, 3 pawl
BRAKE INTERFACE	CL
FRONT AXLE	12 x 100 TA (15 x 100 TA available)
REAR AXLE	12 x 142 TA
FH BODY	Shimano HGR 11spd, SRAM XDR and Campy N3W
SPOKES	Sapim CX-Ray
NIPPLES	INT Alloy
HOLE COUNT	24/24
SIZE	622
WEIGHT	1,430g (set)
INCLUDED	Tubeless tape (installed), Alloy tubeless valve stem

The NEW Reynolds™ Blacklabel Road wheels are here! The Blacklabel 46 Expert features a 21mm wide and 46mm deep rim, with Carbon Rim 6 technology that utilizes an intricate carbon layup schedule to manage the varying stresses in key zones of the rim. The Expert model uses Reynolds/Ringlé Super Bubba X Road DB hubs, with 8 degrees of engagement. Sapim CX-Ray is the ultimate offering from Sapim spokes. It offers superior strength, aero qualities and ride characteristics all within a lightweight package.

AR 46 DB



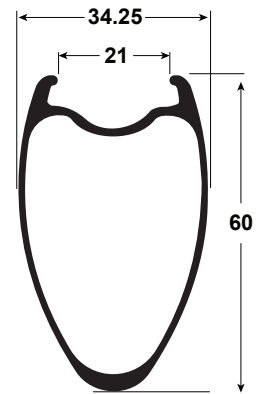
AR46 DB

The Reynolds™ AR series delivers a standout performance by utilizing carbon fiber rims, but in a more competitively priced wheel offering. Whether you're looking to lighten the load in search of your next KOM, seeking speed through aerodynamic advantage, or wanting a wheel that can confidently carry you anywhere in search of adventure, the AR collection offers you the widest assortment of quality carbon wheels at a competitive price to complete your quest for the ultimate ride.

USAGE	ROAD
RIM TECHNOLOGY	CR3 TL DET2
RIM DEPTH	46mm
RIM WIDTH	21mm
HUBS	NEW Reynolds/Ringle SRX Road DB, 100% CNC machined, 12° engagement, 3 pawl
BRAKE INTERFACE	CL
FRONT AXLE	12 x 100 TA (15 x 100 TA available)
REAR AXLE	12 x 142 TA
FH BODY	Shimano HGR11spd, SRAM XDR and Campy N3W
SPOKES	Sapim Sprint
NIPPLES	EXT Brass
HOLE COUNT	24/24
SIZE	622
WEIGHT	1,604g (set)
INCLUDED	Tubeless tape (installed), Brass tubeless valve stem

BLACKLABEL 60 PRO DB

IMAGE COMING SOON



BLACKLABEL 60 PRO DB

The NEW Reynolds™ Blacklabel Road wheels are here! The Blacklabel 60 Pro features a 21mm wide and 60mm deep rim, with Carbon Rim 6 technology that utilizes an intricate carbon layup schedule to manage the varying stresses in key zones of the rim. The Pro model uses Reynolds/i9 hubs with a proprietary hub shell unique to Reynolds™ that is perfected for improved performance, durability and low weight balanced with optimized aerodynamics and power transfer. Sapim CX-Ray is the ultimate offering from Sapim spokes. It offers superior strength, aero qualities and ride characteristics all within a lightweight package.

USAGE	ROAD
RIM TECHNOLOGY	CR6 TL DET2
RIM DEPTH	60mm
RIM WIDTH	21mm
HUBS	Reynolds/i9 Torch Road DB, 100% CNC machined, 6° engagement, 3 pawl
BRAKE INTERFACE	CL
FRONT AXLE	12 x 100 TA (15 x 100 TA available)
REAR AXLE	12 x 142 TA
FH BODY	Shimano HGR 11spd, SRAM XDR, Campy N3W
SPOKES	Sapim CX-Ray
NIPPLES	INT Alloy
HOLE COUNT	20/24
SIZE	622
WEIGHT	1,500g (set)
INCLUDED	Tubeless tape (installed), Alloy tubeless valve stem

BLACKLABEL 60 EXPERT DB

AR60 DB

IMAGE COMING SOON

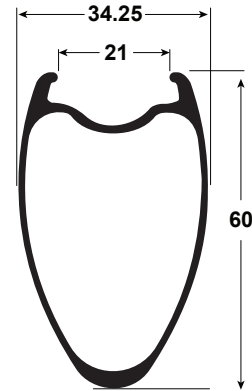
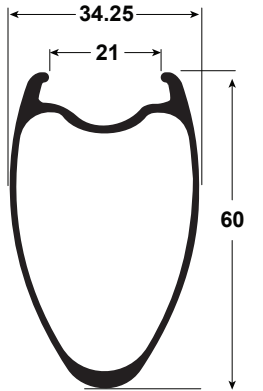


IMAGE COMING SOON



BLACKLABEL 60 EXPERT DB

USAGE	ROAD
RIM TECHNOLOGY	CR6 TL DET2
RIM DEPTH	60mm
RIM WIDTH	21mm
HUBS	NEW Reynolds/Ringle Super Bubba X Road DB, 4° engagement, 6 pawl phased
BRAKE INTERFACE	CL
FRONT AXLE	12 x 100 TA (15 x 100 TA available)
REAR AXLE	12 x 142 TA
FH BODY	Shimano HGR 11spd, SRAM XDR and Campy N3W
SPOKES	Sapim CX-Ray
NIPPLES	INT Alloy
HOLE COUNT	24/24
SIZE	622
WEIGHT	1,540g (set)
INCLUDED	Tubeless tape (installed), Alloy tubeless valve stem

The NEW Reynolds™ Blacklabel Road wheels are here! The Blacklabel 60 Expert features a 21mm wide and 60mm deep rim, with Carbon Rim 6 technology that utilizes an intricate carbon layup schedule to manage the varying stresses in key zones of the rim. The Expert model uses Reynolds/Ringle Super Bubba X Road DB hubs, with 8 degrees of engagement. Sapim CX-Ray is the ultimate offering from Sapim spokes. It offers superior strength, aero qualities and ride characteristics all within a lightweight package.

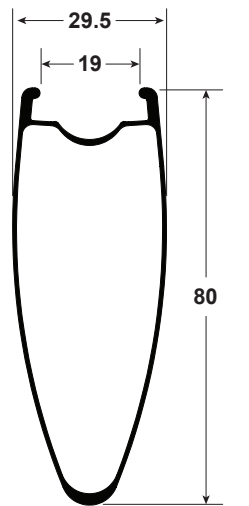
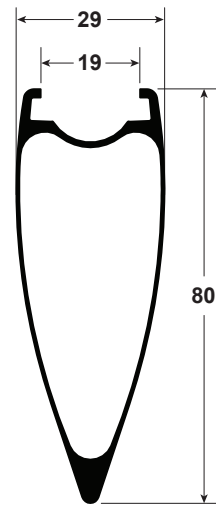

AR60 DB

USAGE	ROAD
RIM TECHNOLOGY	CR3 TL DET2
RIM DEPTH	60mm
RIM WIDTH	21mm
HUBS	NEW Reynolds/Ringle SRX Road DB, 100% CNC machined, 12° engagement, 3 pawl
BRAKE INTERFACE	CL
FRONT AXLE	12 x 100 TA (15 x 100 TA available)
REAR AXLE	12 x 142 TA
FH BODY	Shimano HGR 11spd, SRAM XDR and Campy N3W
SPOKES	Sapim Sprint
NIPPLES	EXT Brass
HOLE COUNT	24/24
SIZE	622
WEIGHT	1,640g (set)
INCLUDED	Tubeless tape (installed), Brass tubeless valve stem

The Reynolds AR series delivers a standout performance by utilizing carbon fiber rims, but in a more competitively priced wheel offering. Whether you're looking to lighten the load in search of your next KOM, seeking speed through aerodynamic advantage, or wanting a wheel that can confidently carry you anywhere in search of adventure, the AR collection offers you the widest assortment of quality carbon wheels at a competitive price to complete your quest for the ultimate ride.

BLACKLABEL AERO 80 DB

AR80 DB



AERO 80 DB

USAGE	Road
RIM TECHNOLOGY	Dispersive Effect Termination (DET™) Tubeless ready, Carbon Rim 6 (CR6) Construction Technology
RIM DEPTH	80mm
RIM WIDTH	19mm (inner) 29mm (outer)
HUBS	Reynolds/ Industry Nine 6° engagement, 3 pawl freehub
BRAKE INTERFACE	Disc Only, Center Lock
FRONT AXLE	QR 100
REAR AXLE	QR 130
FH BODY	Shimano/SRAM 9-11spd, Campy N3W, or SRAM XD-R
SPOKES	Sapim CX-Ray
NIPPLES	Internal 5mm Alloy
HOLE COUNT	18, 24
SIZE	700c
WEIGHT	1780g(set)

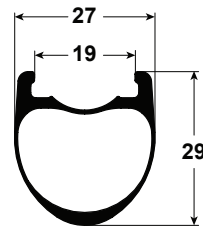
Based around our Dispersive Effect Termination (DET™) rim profile, the BLACKLABEL Aero rims are optimized to lower drag and provide unmatched stability in crosswinds when used with modern, wider tire profiles. The rims feature a 19mm tubeless ready rim channel and a precision crafted hub by Industry Nine that lowers rolling resistance, enhances lateral stiffness and improves the overall ride quality to give you every advantage in your search for speed.

AR80 DB

USAGE	All Road
RIM TECHNOLOGY	CR3
RIM DEPTH	80mm
RIM WIDTH	19mm (inner) 30mm (outer)
HUBS	Reynolds TR3, 100% CNC machined, 10 degree engagement, 4-pawl
BRAKE INTERFACE	Disc Only, Center Lock
FRONT AXLE	12x100 & 15x100 (Included), QR 100 (Available Separately)
REAR AXLE	12x142 (Included), QR 135 & 12x135 (Available Separately)
FH BODY	Shimano/SRAM 9-11spd, Campy N3W, or SRAM XD-R
SPOKES	Sapim Sprint
NIPPLES	EXT Brass
HOLE COUNT	24, 24
SIZE	700c
WEIGHT	1893g(Set)

The Reynolds™ AR series delivers a standout performance by utilizing carbon fiber rims, but in a more competitively priced wheel offering. Whether you're looking to lighten the load in search of your next KOM, seeking speed through aerodynamic advantage, or wanting a wheel that can confidently carry you anywhere in search of adventure, the AR collection offers you the widest assortment of quality carbon wheels at a competitive price to complete your quest for the ultimate ride.

AR29 RB

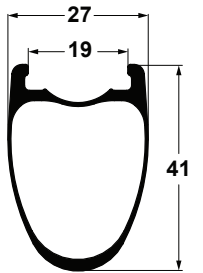


AR29

The Reynolds™ AR series delivers a standout performance by utilizing carbon fiber rims, but in a more competitively priced wheel offering. Whether you're looking to lighten the load in search of your next KOM, seeking speed through aerodynamic advantage, or wanting a wheel that can confidently carry you anywhere in search of adventure, the AR collection offers you the widest assortment of quality carbon wheels at a competitive price to complete your quest for the ultimate ride.

USAGE	All Road
RIM TECHNOLOGY	CR3, CTG2, BWI
RIM DEPTH	29mm
RIM WIDTH	19mm (inner) 27mm (outer)
HUBS	Reynolds Road, 100% CNC machined - 10 degree engagement, 4-pawl freehub
BRAKE INTERFACE	Rim brake only, Cryo-Blue Power brake pads, Brake Wear Indicator
FRONT AXLE	9 x 100 QR
REAR AXLE	9 x 130 QR
FH BODY	Shimano/SRAM 9-11spd, Campy N3W, or SRAM XD-R
SPOKES	Sapim Sprint
NIPPLES	External Brass
HOLE COUNT	20, 24
SIZE	700c
WEIGHT	1455g(Set)

AR41 RB

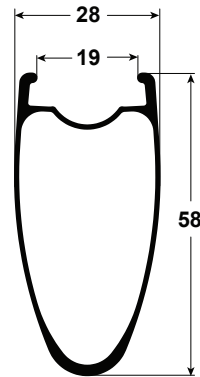



AR41

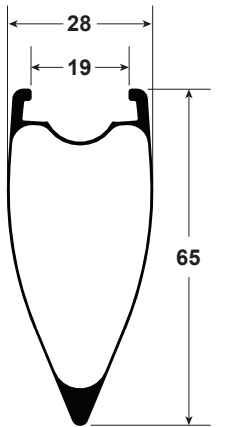

The Reynolds™ AR series delivers a standout performance by utilizing carbon fiber rims, but in a more competitively priced wheel offering. Whether you're looking to lighten the load in search of your next KOM, seeking speed through aerodynamic advantage, or wanting a wheel that can confidently carry you anywhere in search of adventure, the AR collection offers you the widest assortment of quality carbon wheels at a competitive price to complete your quest for the ultimate ride.

USAGE	All Road
RIM TECHNOLOGY	CR3, CTG2, BWI
RIM DEPTH	41mm
RIM WIDTH	19 (inner) 27 (outer)
HUBS	Reynolds Road, 100% CNC machined - 10 degree engagement, 4-pawl freehub
BRAKE INTERFACE	Rim brake only, Cryo-Blue Power brake pads, Brake Wear Indicator
FRONT AXLE	9 x 100 QR
REAR AXLE	9 x 130 QR
FH BODY	Shimano/SRAM 9-11spd, Campy N3W, or SRAM XD-R
SPOKES	Sapim Sprint
NIPPLES	External Brass
HOLE COUNT	20, 24
SIZE	700c
WEIGHT	1545g(Set)

AR58 RB



BLACKLABEL AERO 65 RB



AR58

The Reynolds™ AR series delivers a standout performance by utilizing carbon fiber rims, but in a more competitively priced wheel offering. Whether you're looking to lighten the load in search of your next KOM, seeking speed through aerodynamic advantage, or wanting a wheel that can confidently carry you anywhere in search of adventure, the AR collection offers you the widest assortment of quality carbon wheels at a competitive price to complete your quest for the ultimate ride.

USAGE	All Road
RIM TECHNOLOGY	CR3, CTG2, BWI
RIM DEPTH	58mm
RIM WIDTH	19 (inner) 28 (outer)
HUBS	Reynolds Road, 100% CNC machined - 10 degree engagement, 4-pawl freehub
BRAKE INTERFACE	Rim brake only, Cryo-Blue Power brake pads, Brake Wear Indicator
FRONT AXLE	9 x 100 QR
REAR AXLE	9 x 130 QR
FH BODY	Shimano/SRAM 9-11spd, Campy N3W, or SRAM XD-R
SPOKES	Sapim Sprint
NIPPLES	External Brass
HOLE COUNT	20, 24
SIZE	700c
WEIGHT	1700g(Set)

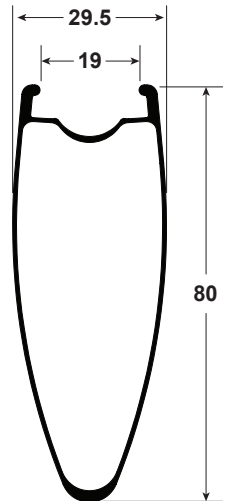
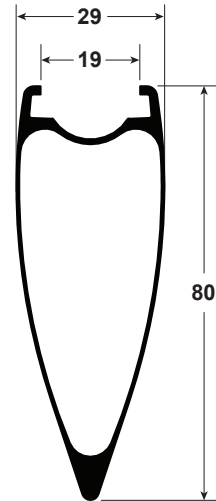

AERO 65

Based around our Dispersive Effect Termination (DET™) rim profile, the BLACKLABEL Aero rims are optimized to lower drag and provide unmatched stability in crosswinds when used with modern, wider tire profiles. The rims feature a 19mm tubeless ready rim channel and a precision crafted hub by Industry Nine that lowers rolling resistance, enhances lateral stiffness and improves the overall ride quality to give you every advantage in your search for speed.

USAGE	Road
RIM TECHNOLOGY	Dispersive Effect Termination (DET™) Tubeless ready, Carbon Rim 6 (CR6) Construction Technology
RIM DEPTH	65mm
RIM WIDTH	19mm (inner) 28mm (outer)
HUBS	Reynolds/ Industry Nine 6° engagement, 3 pawl freehub
BRAKE INTERFACE	Rim brake only, Cryo-Blue Power brake pads, Brake Wear Indicator
FRONT AXLE	QR 100
REAR AXLE	QR 130
FH BODY	Shimano/SRAM 9-11spd, Campy N3W, or SRAM XD-R
SPOKES	Sapim CX-Ray
NIPPLES	Internal 5mm Alloy
HOLE COUNT	18, 24
SIZE	700c
WEIGHT	538g (rim), 1590g(set)

BLACKLABEL AERO 80 RB

AR80 RB



AERO 80

USAGE	Road
RIM TECHNOLOGY	Dispersive Effect Termination (DET™) Tubeless ready, Carbon Rim 6 (CR6) Construction Technology
RIM DEPTH	80mm
RIM WIDTH	19mm (inner) 29mm (outer)
HUBS	Reynolds/ Industry Nine 6° engagement, 3 pawl freehub
BRAKE INTERFACE	Rim brake only, Cryo-Blue Power brake pads, Brake Wear Indicator
FRONT AXLE	12x100 & 15x100 (Included), QR 100 (Available Separately)
REAR AXLE	12x142 (Included), QR 135 & 12x135 (Available Separately)
FH BODY	Shimano/SRAM 9-11spd, Campy N3W, or SRAM XD-R
SPOKES	Sapim CX-Ray
NIPPLES	Internal 5mm Alloy
HOLE COUNT	18, 24
SIZE	700c
WEIGHT	623g (rim), 1797g(set)

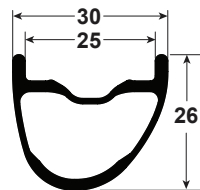
Based around our Dispersive Effect Termination (DET™) rim profile, the BLACKLABEL Aero rims are optimized to lower drag and provide unmatched stability in crosswinds when used with modern, wider tire profiles. The rims feature a 19mm tubeless ready rim channel and a precision crafted hub by Industry Nine that lowers rolling resistance, enhances lateral stiffness and improves the overall ride quality to give you every advantage in your search for speed.

AR80

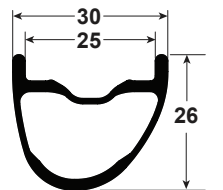
USAGE	All Road
RIM TECHNOLOGY	CR3, CTG2, BWI
RIM DEPTH	80mm
RIM WIDTH	19mm (inner) 30mm (outer)
HUBS	Reynolds Road, 100% CNC machined - 10 degree engagement, 4-pawl freehub
BRAKE INTERFACE	Rim brake only, Cryo-BluePower brake pads, Brake Wear Indicator
FRONT AXLE	9 x 100 QR
REAR AXLE	9 x 130 QR
FH BODY	Shimano/SRAM 9-11spd, Campy N3W, or SRAM XD-R
SPOKES	Sapim Sprint
NIPPLES	EXT Brass
HOLE COUNT	20, 24
SIZE	700c
WEIGHT	1802g(Set)

The Reynolds™ AR series delivers a standout performance by utilizing carbon fiber rims, but in a more competitively priced wheel offering. Whether you're looking to lighten the load in search of your next KOM, seeking speed through aerodynamic advantage, or wanting a wheel that can confidently carry you anywhere in search of adventure, the AR collection offers you the widest assortment of quality carbon wheels at a competitive price to complete your quest for the ultimate ride.

BLACK LABEL G700 PRO



BLACK LABEL G650 PRO



G700 PRO

USAGE	GRAVEL
RIM TECHNOLOGY	MR5 IDM TSS
RIM DEPTH	26mm
RIM WIDTH	25mm
HUBS	Reynolds/I9 Torch Road DB, 100% CNC machined, 6° engagement, 3 pawl
BRAKE INTERFACE	CL
FRONT AXLE	12 x 100 TA (15 x 100 TA available)
REAR AXLE	12 x 142 TA
FH BODY	Shimano HGR 11spd, Campy N3W, and SRAM XDR
SPOKES	Sapim CX-Ray
NIPPLES	EXT Alloy
HOLE COUNT	20/24
SIZE	622
WEIGHT	1357g (set)
INCLUDED	Tubeless tape (installed), Alloy tubeless valve stem

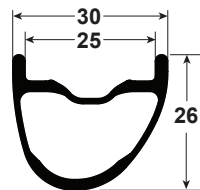
The Blacklabel G700 PRO and G650 PRO wheels give you every advantage when you hit the dirt and the big climbs. Our newly designed light and wide hookless tubeless rim channel is perfectly matched to wider gravel tires and lower tire pressure for traction and control on even the most treacherous surfaces. BL G series rims are manufactured using our proprietary IDM resin system that is tested in the most grueling condition to deliver confidence inspiring performance and durability. Reynolds™ proprietary hub manufactured by Industry Nine combined with Sapim CX-Ray bladed spokes and a shallow asymmetric rim profile mean instant acceleration and effortless climbing even as the sun sets on a day filled with mountains, gravel roads and singletrack.

G650 PRO

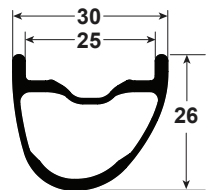
USAGE	GRAVEL
RIM TECHNOLOGY	MR5 IDM TSS
RIM DEPTH	26mm
RIM WIDTH	25mm
HUBS	Reynolds/I9 Torch Road DB, 100% CNC machined, 6° engagement, 3 pawl
BRAKE INTERFACE	CL
FRONT AXLE	12 x 100 TA (15 x 100 TA available)
REAR AXLE	12 x 142 TA
FH BODY	Shimano HGR 11spd, Campy N3W, and SRAM XDR
SPOKES	Sapim CX-Ray
NIPPLES	EXT Alloy
HOLE COUNT	20/24
SIZE	584
WEIGHT	1287g (set)
INCLUDED	Tubeless tape (installed), Alloy tubeless valve stem

The Blacklabel G700 PRO and G650 PRO wheels give you every advantage when you hit the dirt and the big climbs. Our newly designed light and wide hookless tubeless rim channel is perfectly matched to wider gravel tires and lower tire pressure for traction and control on even the most treacherous surfaces. BL G series rims are manufactured using our proprietary IDM resin system that is tested in the most grueling condition to deliver confidence inspiring performance and durability. Reynolds™ proprietary hub manufactured by Industry Nine combined with Sapim CX-Ray bladed spokes and a shallow asymmetric rim profile mean instant acceleration and effortless climbing even as the sun sets on a day filled with mountains, gravel roads and singletrack.

BLACK LABEL G700 EXPERT



BLACK LABEL G650 EXPERT



G700 EXPERT

USAGE	GRAVEL
RIM TECHNOLOGY	MR5 IDM TSS
RIM DEPTH	26mm
RIM WIDTH	25mm
HUBS	NEW Reynolds/Ringle Super Bubba X Road DB, 8° engagement, 3 pawl
BRAKE INTERFACE	CL
FRONT AXLE	12 x 100 TA (15 x 100 TA available)
REAR AXLE	12 x 142 TA
FH BODY	Shimano HGR 11spd, Campy N3W, and SRAM XDR
SPOKES	Sapim CX-Ray
NIPPLES	EXT Alloy
HOLE COUNT	24/24
SIZE	622
WEIGHT	1416g (set)
INCLUDED	Tubeless tape (installed), Alloy tubeless valve stem

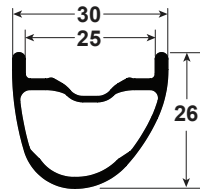
The Blacklabel G700 Expert and G650 Expert wheels give you every advantage when you hit the dirt and the big climbs. Our newly designed light and wide hookless tubeless rim channel is perfectly matched to wider gravel tires and lower tire pressure for traction and control on even the most treacherous surfaces. BL G series rims are manufactured using our proprietary IDM resin system that is tested in the most grueling condition to deliver confidence inspiring performance and durability. Reynolds™ proprietary hub manufactured by Ringle SBX combined with Sapim CX-Ray bladed spokes and a shallow asymmetric rim profile mean instant acceleration and effortless climbing even as the sun sets on a day filled with mountains, gravel roads and singletrack.

G650 EXPERT

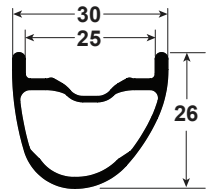
USAGE	GRAVEL
RIM TECHNOLOGY	MR5 IDM TSS
RIM DEPTH	26mm
RIM WIDTH	25mm
HUBS	NEW Reynolds/Ringle Super Bubba X Road DB, 8° engagement, 3 pawl
BRAKE INTERFACE	CL
FRONT AXLE	12 x 100 TA (15 x 100 TA available)
REAR AXLE	12 x 142 TA
FH BODY	Shimano HGR 11spd, Campy N3W, and SRAM XDR
SPOKES	Sapim CX-Ray
NIPPLES	EXT Alloy
HOLE COUNT	24/24
SIZE	584
WEIGHT	1346g (set)
INCLUDED	Tubeless tape (installed), Alloy tubeless valve stem

The Blacklabel G700 Expert and G650 Expert wheels give you every advantage when you hit the dirt and the big climbs. Our newly designed light and wide hookless tubeless rim channel is perfectly matched to wider gravel tires and lower tire pressure for traction and control on even the most treacherous surfaces. BL G series rims are manufactured using our proprietary IDM resin system that is tested in the most grueling condition to deliver confidence inspiring performance and durability. Reynolds™ proprietary hub manufactured by Ringle SBX combined with Sapim CX-Ray bladed spokes and a shallow asymmetric rim profile mean instant acceleration and effortless climbing even as the sun sets on a day filled with mountains, gravel roads and singletrack.

G 7 0 0



G 6 5 0



G700

Traction and comfort on any terrain, Reynolds™ G700 will handle it all. Featuring a 25mm wide hookless and tubeless channel that matches perfectly with modern bigger gravel tires in both 700c and 650b sizes. Assembled around the new Ringle SRX gravel hub the G700 and G650 floats over gravel, roots, and even pavement if you must. Built for the way you ride.

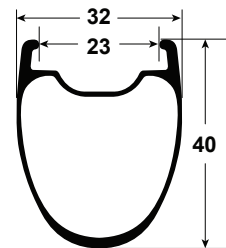
USAGE	GRAVEL
RIM TECHNOLOGY	CR3 TSS
RIM DEPTH	26mm
RIM WIDTH	25mm
HUBS	NEW Reynolds/Ringle SRX Road DB, 100% CNC machined, 12° engagement, 3 pawl
BRAKE INTERFACE	CL
FRONT AXLE	12 x 100 TA (15 x 100 TA available)
REAR AXLE	12 x 142 TA
FH BODY	Shimano HGR 11spd, Campy N3W, and SRAM XDR
SPOKES	Sapim Sprint
NIPPLES	EXT Brass
HOLE COUNT	24/24
SIZE	622
WEIGHT	1545g (set)
INCLUDED	Tubeless tape (installed), Brass tubeless valve stem

G650

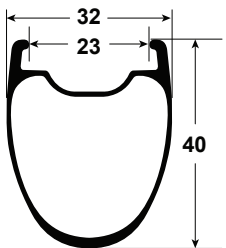
Traction and comfort on any terrain, Reynolds™ G650 will handle it all. Featuring a 25mm wide hookless and tubeless channel that matches perfectly with modern bigger gravel tires in both 700c and 650b sizes. Assembled around the new Ringle SRX gravel hub the G700 and G650 floats over gravel, roots, and even pavement if you must. Built for the way you ride.

USAGE	GRAVEL
RIM TECHNOLOGY	CR3 TSS
RIM DEPTH	26mm
RIM WIDTH	25mm
HUBS	NEW Reynolds/Ringle SRX Road DB, 100% CNC machined, 12° engagement, 3 pawl
BRAKE INTERFACE	CL
FRONT AXLE	12 x 100 TA (15 x 100 TA available)
REAR AXLE	12 x 142 TA
FH BODY	Shimano HGR 11spd, Campy N3W, and SRAM XDR
SPOKES	Sapim Sprint
NIPPLES	EXT Brass
HOLE COUNT	24/24
SIZE	584
WEIGHT	1475g (set)
INCLUDED	Tubeless tape (installed), Brass tubeless valve stem

BLACKLABEL ATR 700 PRO



BLACKLABEL ATR 650 PRO



BL ATR 700 PRO

USAGE	GRAVEL
RIM TECHNOLOGY	MR5
RIM DEPTH	40mm
RIM WIDTH	23mm
HUBS	Reynolds/I9 Torch Road DB, 100% CNC machined, 6° engagement, 3 pawl
BRAKE INTERFACE	CL
FRONT AXLE	12 x 100 TA (15 x 100 TA available)
REAR AXLE	12 x 142 TA
FH BODY	Shimano HGR 11spd, SRAM XDR, Campy N3W
SPOKES	Sapim CX-Ray
NIPPLES	EXT Alloy
HOLE COUNT	20/24
SIZE	622
WEIGHT	1473g (set)
INCLUDED	Tubeless tape (installed), Alloy tubeless valve stem

The BLACKLABEL ATR wheels offer the pinnacle of performance for gravel riding. Utilizing a wide internal channel, the ATR wheels are ready to mount up your choice of 700c and 650b tubeless tires for any type of trail or road conditions you might encounter. The 40mm deep rim gives you a highly stable aerodynamic advantage as speeds rise, while our carbon expertise keeps your wheels stiff and light. Our precision crafted hub by Industry Nine lowers rolling resistance and provides nearly instant power transfer through the drivetrain. Whether you're doing a day of exploring, trying to get lost on your backroads, or going for a multiday adventure, the Reynolds™ BLACKLABEL ATR wheels are ready to conquer All Terrain Roads.

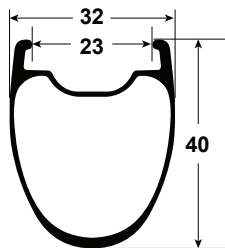
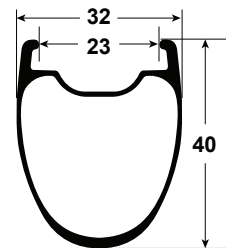
BL ATR 650 PRO

USAGE	GRAVEL
RIM TECHNOLOGY	MR5
RIM DEPTH	40mm
RIM WIDTH	23mm
HUBS	Reynolds/I9 Torch Road DB, 100% CNC machined, 6° engagement, 3 pawl
BRAKE INTERFACE	CL
FRONT AXLE	12 x 100 TA (15 x 100 TA available)
REAR AXLE	12 x 142 TA
FH BODY	Shimano HGR 11spd, SRAM XDR, Campy N3W
SPOKES	Sapim CX-Ray
NIPPLES	EXT Alloy
HOLE COUNT	20/24
SIZE	584
WEIGHT	1429g (set)
INCLUDED	Tubeless tape (installed), Alloy tubeless valve stem

The BLACKLABEL ATR wheels offer the pinnacle of performance for gravel riding. Utilizing a wide internal channel, the ATR wheels are ready to mount up your choice of 700c and 650b tubeless tires for any type of trail or road conditions you might encounter. The 40mm deep rim gives you a highly stable aerodynamic advantage as speeds rise, while our carbon expertise keeps your wheels stiff and light. Our precision crafted hub by Industry Nine lowers rolling resistance and provides nearly instant power transfer through the drivetrain. Whether you're doing a day of exploring, trying to get lost on your backroads, or going for a multiday adventure, the Reynolds™ BLACKLABEL ATR wheels are ready to conquer All Terrain Roads.

BLACKLABEL ATR 700 EXPERT

BLACKLABEL ATR 650 EXPERT



BL ATR 700 EXPERT

USAGE	GRAVEL
RIM TECHNOLOGY	MR5
RIM DEPTH	40mm
RIM WIDTH	23mm
HUBS	NEW Reynolds/Ringle Super Bubba X Road DB, 4° engagement, 6 pawl phased
BRAKE INTERFACE	CL
FRONT AXLE	12 x 100 TA (15 x 100 TA available)
REAR AXLE	12 x 142 TA
FH BODY	Shimano HGR 11spd, SRAM XDR, Campy N3W
SPOKES	Sapim CX-Delta
NIPPLES	EXT Alloy
HOLE COUNT	24/24
SIZE	622
WEIGHT	1510g (set)
INCLUDED	Tubeless tape (installed), Alloy tubeless valve stem

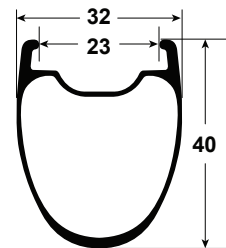
The ATR Expert keeps going even when smooth pavement doesn't. This wheel is built on a robust, 23mm wide-profile carbon fiber rim to fit bigger all-terrain tires, so you can explore back roads with great traction and comfort. The 24 steel spokes also add to the smooth ride quality, and with Center Lock disc rotor capability, you will enjoy positive braking even when that dirt road turns to mud. Look no further, the ATR is All Terrain Road.

BL ATR 650 EXPERT

USAGE	GRAVEL
RIM TECHNOLOGY	MR5
RIM DEPTH	40mm
RIM WIDTH	23mm
HUBS	NEW Reynolds/Ringle Super Bubba X Road DB, 4° engagement, 6 pawl phased
BRAKE INTERFACE	CL
FRONT AXLE	12 x 100 TA (15 x 100 TA available)
REAR AXLE	12 x 142 TA
FH BODY	Shimano HGR 11spd, SRAM XDR, Campy N3W
SPOKES	Sapim CX-Delta
NIPPLES	EXT Alloy
HOLE COUNT	24/24
SIZE	584
WEIGHT	1466g (set)
INCLUDED	Tubeless tape (installed), Alloy tubeless valve stem

The ATR Expert keeps going even when smooth pavement doesn't. This wheel is built on a robust, 23mm wide-profile carbon fiber rim to fit bigger all-terrain tires, so you can explore back roads with great traction and comfort. The 24 steel spokes also add to the smooth ride quality, and with Center Lock disc rotor capability, you will enjoy positive braking even when that dirt road turns to mud. Look no further, the ATR is All Terrain Road.

ATR 700

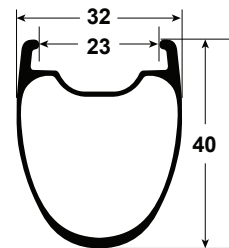


ATR 700

The acronym ATR stands for ALL TERRAIN ROAD and the collection of wheels to which it corresponds is the perfect solution for riders who prefer to experience their adventure at speed. All terrain road is, as its name would suggest, a design that mates road performance with off road resilience, making for a perfect solution for riders looking for a competitive advantage no matter the surface.

USAGE	GRAVEL
RIM TECHNOLOGY	CR3
RIM DEPTH	40mm
RIM WIDTH	23mm
HUBS	NEW Reynolds/Ringle SRX Road DB, 100% CNC machined, 12° engagement, 3 pawl
BRAKE INTERFACE	CL
FRONT AXLE	12 x 100 TA (15 x 100 TA available)
REAR AXLE	12 x 142 TA
FH BODY	Shimano HGR 11spd, SRAM XDR, Campy N3W
SPOKES	Sapim Sprint
NIPPLES	EXT Brass
HOLE COUNT	24/24
SIZE	622
WEIGHT	1685g (set)
INCLUDED	Tubeless tape (installed), Brass tubeless valve stem

ATR 650

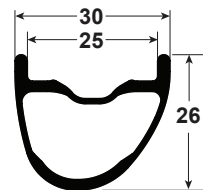



ATR 650B

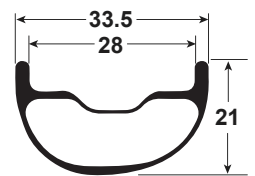
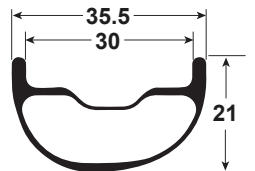

The acronym ATR stands for ALL TERRAIN ROAD and the collection of wheels to which it corresponds is the perfect solution for riders who prefer to experience their adventure at speed. All terrain road is, as its name would suggest, a design that mates road performance with off road resilience, making for a perfect solution for riders looking for a competitive advantage no matter the surface.

USAGE	GRAVEL
RIM TECHNOLOGY	CR3
RIM DEPTH	40mm
RIM WIDTH	23mm
HUBS	NEW Reynolds/Ringle SRX Road DB, 100% CNC machined, 12° engagement, 3 pawl
BRAKE INTERFACE	CL
FRONT AXLE	12 x 100 TA (15 x 100 TA available)
REAR AXLE	12 x 142 TA
FH BODY	Shimano HGR 11spd, SRAM XDR, Campy N3W
SPOKES	Sapim Sprint
NIPPLES	EXT Brass
HOLE COUNT	24/24
SIZE	584
WEIGHT	1615g (set)
INCLUDED	Tubeless tape (installed), Brass tubeless valve stem

BL 259 XC



BL 309/289 XC PRO



BL 259 XC

BLACKLABEL Mountain wheels combine Reynolds™ asymmetric, hookless MR5 carbon fiber rims and Industry Nine Hydra hubs to set the bar in mountain bike wheel performance. The rim design features a perfect balance of width, depth, and layup for wheels that provide ultimate durability, riding comfort, and trail hugging traction like you've never experienced before.

USAGE	XC
RIM TECHNOLOGY	TSS, MR5
RIM DEPTH	26mm
RIM WIDTH	25mm (inner) 30mm (outer)
HUBS	Reynolds/ Industry Nine 0.52° engagement, 6 pawl phased freehub
BRAKE INTERFACE	Disc Only, Center Lock
FRONT AXLE	15x110 (Boost)
REAR AXLE	12x148 (Boost)
FH BODY	Shimano HG, MS or SRAM XD
SPOKES	Sapim CX-Ray
NIPPLES	External Alloy
HOLE COUNT	24, 28
SIZE	29in
WEIGHT	1380g(Set)

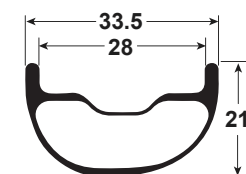
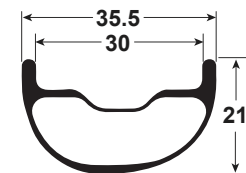
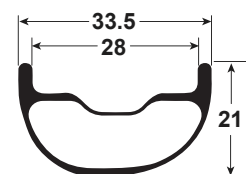
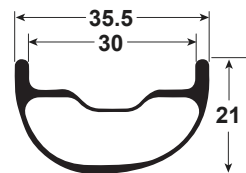

BL 309/289 XC PRO

The all new Blacklabel 309/289 XC wheelset is designed to push the limits of aggressive XC racing and riding for ultimate performance. Featuring a new low profile and wide channel rim that increases cornering speed, direct power transfer, and improved compliance. The Reynolds™ proprietary hubs are fully CNC machined with Industry Nine Hydra internals resulting in instant 0.52° engagement for immediate power delivery. Our IDM (Impact Dispersing Matrix) rim construction delivers industry leading impact resistance and durability with a lifetime warranty.

USAGE	XC/Trail
RIM TECHNOLOGY	TSS, MR5, IDM
RIM DEPTH	21mm/21mm
RIM WIDTH	Front: 30mm (inner) 35.5mm (outer) Rear: 28mm (inner) 33.5mm (outer)
HUBS	I9 Hydra, 100% CNC machined, 0.52° engagement, 6 pawl
BRAKE INTERFACE	CL
FRONT AXLE	15 x 110 TA
REAR AXLE	12 x 148 TA, 12 x 157 TA
FH BODY	Shimano HG, MS or SRAM XD
SPOKES	Sapim CX-Ray
NIPPLES	EXT Alloy
HOLE COUNT	24, 28
SIZE	29 (622)
WEIGHT	1435g est. (set)

BL 309/289 XC EXPERT

TR 309/289 XC



BL 309/289 EXPERT XC

USAGE	XC/Trail
RIM TECHNOLOGY	TSS, MR5, IDM
RIM DEPTH	21mm/21mm
RIM WIDTH	Front: 30mm (inner) 35.5mm (outer) Rear: 28mm (inner) 33.5mm (outer)
HUBS	Reynolds/Ringle Super Bubba X, 4° engagement, 6 pawl phased
BRAKE INTERFACE	CL
FRONT AXLE	15 x 110 TA
REAR AXLE	12 x 148 TA
FH BODY	Shimano HG, MS or SRAM XD
SPOKES	Sapim CX-Ray
NIPPLES	EXT Alloy
HOLE COUNT	24, 28
SIZE	29 (622)
WEIGHT	1540g est. (set)

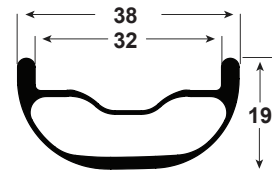

The Blacklabel 309/289 XC Expert wheelset is designed to push the limits of aggressive XC/Trail racing and riding. Thanks to a new low profile and wide channel rim riders will notice increased cornering speed, direct power transfer, and improved compliance. The Reynolds™/SUNringle™ Super Bubba X hubs are fully CNC machined resulting in an ultra-fast 4° of engagement for quick and intuitive power delivery. Our IDM (Impact Dispersing Matrix) rim construction delivers industry leading impact resistance and durability with a lifetime warranty.

TR 309/289 XC

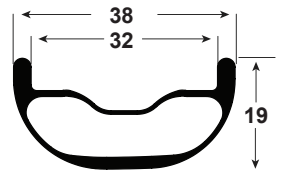

USAGE	XC/ Trail
RIM TECHNOLOGY	TSS, Tubeless Ready, CR3
RIM DEPTH	21mm/21mm
RIM WIDTH	30mm (inner) 35mm (outer) / 28mm (inner) 33.5mm (outer)
HUBS	NEW Reynolds/Ringle SRX MTN, 100% CNC machined, 12° engagement, 3 pawl
BRAKE INTERFACE	Disc Only, Center Lock
FRONT AXLE	15 x 110 TA
REAR AXLE	12 x 148 TA, 12 x 157 TA
FH BODY	Shimano HG, MicroSpline, SRAM XD
SPOKES	Sapim Sprint
NIPPLES	External Brass
HOLE COUNT	24/28
SIZE	29 (622)
WEIGHT	1665g est. (set)

The all new TR 309/289 XC wheelset is designed to push the limits of aggressive XC/Trail racing and riding. Thanks to a new low profile and wide channel rim riders will notice increased cornering speed, direct power transfer, and improved compliance. The Reynolds™ Ringle SRX hubs provide 12° of engagement for quick power delivery. Our PR3 rim construction delivers industry leading impact resistance and durability with a lifetime warranty.

BL 327 TRAIL PRO



BL 329 TRAIL PRO



BL327 TRAIL PRO

USAGE	TRAIL
RIM TECHNOLOGY	MR5 IDM TSS
RIM DEPTH	19mm
RIM WIDTH	32mm
HUBS	19 Hydra, 100% CNC machined, .52° engagement, 6 pawl
BRAKE INTERFACE	CL
FRONT AXLE	15 x 110 TA
REAR AXLE	12 x 148 TA, 12 x 157 TA
FH BODY	Shimano HG, MicroSpline, SRAM XD
SPOKES	Sapim CX-RAY
NIPPLES	EXT Alloy
HOLE COUNT	28/28
SIZE	27.5 (584)
WEIGHT	1504g (set)
INCLUDED	Tubeless tape (installed), tubeless valve stem

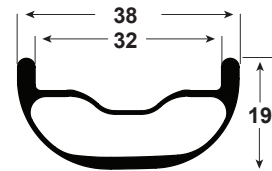

Reynolds™ premium wide trail wheelset, the Trail PRO, starts with Reynolds' asymmetric, hookless rim profile featuring our proprietary Impact Dispersing Matrix (IDM) technology and MR5 lay up process, specifically created for speed, durability, and comfort. These wheels feature 100% CNC machined Reynolds/Industry Nine Hydra hubs with 6-pawl, .52-degree engagement, Sapim CX-Ray spokes, and aluminum nipples. The Blacklabel Trail Expert wheels combine Reynolds' asymmetric, hookless rim profile, featuring our IDM technology and MR5 lay-up process, specifically created for speed, durability, and comfort. The wheels include Reynolds/Ringlé Super Bubba X hubs with 6-pawl, 4-degree engagement, Sapim CX-Ray spokes, and aluminum nipples.

BL329 TRAIL PRO

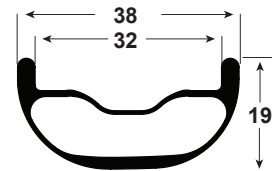

USAGE	TRAIL
RIM TECHNOLOGY	MR5 IDM TSS
RIM DEPTH	19mm
RIM WIDTH	32mm
HUBS	19 Hydra, 100% CNC machined, .52° engagement, 6 pawl
BRAKE INTERFACE	CL
FRONT AXLE	15 x 110 TA
REAR AXLE	12 x 148 TA, 12 x 157 TA
FH BODY	Shimano HG, MicroSpline, SRAM XD
SPOKES	Sapim CX-RAY
NIPPLES	EXT Alloy
HOLE COUNT	28/28
SIZE	29 (622)
WEIGHT	1574g (set)
INCLUDED	Tubeless tape (installed), tubeless valve stem

Reynolds™ premium wide trail wheelset, the Trail PRO, starts with Reynolds' asymmetric, hookless rim profile featuring our proprietary Impact Dispersing Matrix (IDM) technology and MR5 lay up process, specifically created for speed, durability, and comfort. These wheels feature 100% CNC machined Reynolds/Industry Nine Hydra hubs with 6-pawl, .52-degree engagement, Sapim CX-Ray spokes, and aluminum nipples. The Blacklabel Trail Expert wheels combine Reynolds' asymmetric, hookless rim profile, featuring our IDM technology and MR5 lay-up process, specifically created for speed, durability, and comfort. The wheels include Reynolds/Ringlé Super Bubba X hubs with 6-pawl, 4-degree engagement, Sapim CX-Ray spokes, and aluminum nipples.

BL 329/327 TRAIL PRO



BL 327 TRAIL EXPERT



BL329/327 TRAIL PRO

USAGE	TRAIL
RIM TECHNOLOGY	MR5 IDM TSS
RIM DEPTH	19mm
RIM WIDTH	32mm
HUBS	19 Hydra, 100% CNC machined, .52° engagement, 6 pawl
BRAKE INTERFACE	CL
FRONT AXLE	15 x 110 TA
REAR AXLE	12 x 148 TA, 12 x 157 TA
FH BODY	Shimano HG, MicroSpline, SRAM XD
SPOKES	Sapim CX-RAY
NIPPLES	EXT Alloy
HOLE COUNT	28/28
SIZE	Front 29 (622) / Rear 27.5 (584)
WEIGHT	1574g (set)
INCLUDED	Tubeless tape (installed), tubeless valve stem

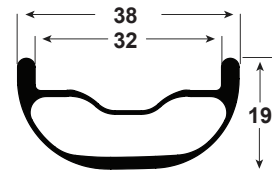

Reynolds™ premium wide trail wheelset, the Trail PRO, starts with Reynolds' asymmetric, hookless rim profile featuring our proprietary Impact Dispersing Matrix (IDM) technology and MR5 lay up process, specifically created for speed, durability, and comfort. These wheels feature 100% CNC machined Reynolds/Industry Nine Hydra hubs with 6-pawl, .52-degree engagement, Sapim CX-Ray spokes, and aluminum nipples. The Blacklabel Trail Expert wheels combine Reynolds' asymmetric, hookless rim profile, featuring our IDM technology and MR5 lay-up process, specifically created for speed, durability, and comfort. The wheels include Reynolds/Ringlé Super Bubba X hubs with 6-pawl, 4-degree engagement, Sapim CX-Ray spokes, and aluminum nipples.

BL327 TRAIL EXPERT

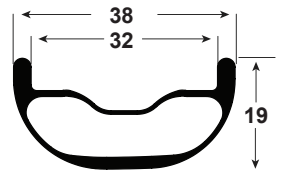

USAGE	TRAIL
RIM TECHNOLOGY	MR5 IDM TSS
RIM DEPTH	19mm
RIM WIDTH	32mm
HUBS	Ringle Super Bubba X, 4° engagement, 6 pawl phased
BRAKE INTERFACE	CL
FRONT AXLE	15 x 110 TA
REAR AXLE	12 x 148 TA, 12 x 157 TA
FH BODY	Shimano HG, MicroSpline, SRAM XD
SPOKES	Sapim CX-RAY
NIPPLES	EXT Alloy
HOLE COUNT	28/28
SIZE	27.5 (584)
WEIGHT	1535g (set)
INCLUDED	Tubeless tape (installed), tubeless valve stem

Reynolds™ premium wide trail wheelset, the Trail PRO, starts with Reynolds' asymmetric, hookless rim profile featuring our proprietary Impact Dispersing Matrix (IDM) technology and MR5 lay up process, specifically created for speed, durability, and comfort. These wheels feature 100% CNC machined Reynolds/Industry Nine Hydra hubs with 6-pawl, .52-degree engagement, Sapim CX-Ray spokes, and aluminum nipples. The Blacklabel Trail Expert wheels combine Reynolds' asymmetric, hookless rim profile, featuring our IDM technology and MR5 lay-up process, specifically created for speed, durability, and comfort. The wheels include Reynolds/Ringlé Super Bubba X hubs with 6-pawl, 4-degree engagement, Sapim CX-Ray spokes, and aluminum nipples.

BL 329 TRAIL EXPERT



BL 329/327 TRAIL EXPERT



BL329 TRAIL EXPERT

USAGE	TRAIL
RIM TECHNOLOGY	MR5 IDM TSS
RIM DEPTH	19mm
RIM WIDTH	32mm
HUBS	Ringle Super Bubba X, 4° engagement, 6 pawl phased
BRAKE INTERFACE	CL
FRONT AXLE	15 x 110 TA
REAR AXLE	12 x 148 TA, 12 x 157 TA
FH BODY	Shimano HG, MicroSpline, SRAM XD
SPOKES	Sapim CX-RAY
NIPPLES	EXT Alloy
HOLE COUNT	28/28
SIZE	29 (622)
WEIGHT	1605g (set)
INCLUDED	Tubeless tape (installed), tubeless valve stem

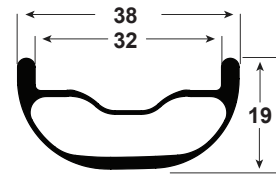
Reynolds™ premium wide trail wheelset, the Trail PRO, starts with Reynolds' asymmetric, hookless rim profile featuring our proprietary Impact Dispersing Matrix (IDM) technology and MR5 lay up process, specifically created for speed, durability, and comfort. These wheels feature 100% CNC machined Reynolds/Industry Nine Hydra hubs with 6-pawl, .52-degree engagement, Sapim CX-Ray spokes, and aluminum nipples. The Blacklabel Trail Expert wheels combine Reynolds' asymmetric, hookless rim profile, featuring our IDM technology and MR5 lay-up process, specifically created for speed, durability, and comfort. The wheels include Reynolds/Ringle Super Bubba X hubs with 6-pawl, 4-degree engagement, Sapim CX-Ray spokes, and aluminum nipples.

BL329/327 TRAIL EXPERT

USAGE	TRAIL
RIM TECHNOLOGY	MR5 IDM TSS
RIM DEPTH	19mm
RIM WIDTH	32mm
HUBS	Ringle Super Bubba X, 4° engagement, 6 pawl phased
BRAKE INTERFACE	CL
FRONT AXLE	15 x 110 TA
REAR AXLE	12 x 148 TA, 12 x 157 TA
FH BODY	Shimano HG, MicroSpline, SRAM XD
SPOKES	Sapim CX-RAY
NIPPLES	EXT Alloy
HOLE COUNT	28/28
SIZE	Front 29 (622) / Rear 27.5 (584)
WEIGHT	1605g (set)
INCLUDED	Tubeless tape (installed), tubeless valve stem

Reynolds™ premium wide trail wheelset, the Trail PRO, starts with Reynolds' asymmetric, hookless rim profile featuring our proprietary Impact Dispersing Matrix (IDM) technology and MR5 lay up process, specifically created for speed, durability, and comfort. These wheels feature 100% CNC machined Reynolds/Industry Nine Hydra hubs with 6-pawl, .52-degree engagement, Sapim CX-Ray spokes, and aluminum nipples. The Blacklabel Trail Expert wheels combine Reynolds' asymmetric, hookless rim profile, featuring our IDM technology and MR5 lay-up process, specifically created for speed, durability, and comfort. The wheels include Reynolds/Ringle Super Bubba X hubs with 6-pawl, 4-degree engagement, Sapim CX-Ray spokes, and aluminum nipples.

TR 327 TRAIL

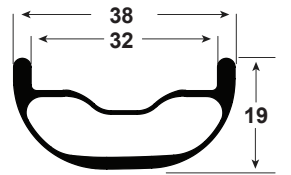


TR 327 TRAIL

The Reynolds™ Trail wheels redefine the category, being light, strong and compliant. The new low-profile wide channel rim increases cornering speed, direct power transfer, and improved compliance. Featuring an asymmetric rim profile, these wheelsets provide equal spoke tension, improving trail feel and durability

USAGE	TRAIL
RIM TECHNOLOGY	CR3 TSS
RIM DEPTH	19mm
RIM WIDTH	32mm
HUBS	NEW Reynolds/Ringle SRX MTN, 100% CNC machined, 12° engagement, 3 pawl
BRAKE INTERFACE	CL
FRONT AXLE	15 x 110 TA
REAR AXLE	12 x 148 TA, 12 x 157 TA
FH BODY	Shimano HG, MicroSpline, SRAM XD
SPOKES	Sapim Sprint
NIPPLES	EXT Brass
HOLE COUNT	28/28
SIZE	27.5 (584)
WEIGHT	1718g (set)
INCLUDED	Tubeless tape (installed), tubeless valve stem

TR 329 TRAIL

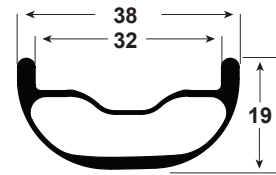


TR 329 TRAIL

The Reynolds™ Trail wheels redefine the category, being light, strong and compliant. The new low-profile wide channel rim increases cornering speed, direct power transfer, and improved compliance. Featuring an asymmetric rim profile, these wheelsets provide equal spoke tension, improving trail feel and durability

USAGE	TRAIL
RIM TECHNOLOGY	CR3 TSS
RIM DEPTH	19mm
RIM WIDTH	32mm
HUBS	NEW Reynolds/Ringle SRX MTN, 100% CNC machined, 12° engagement, 3 pawl
BRAKE INTERFACE	CL
FRONT AXLE	15 x 110 TA
REAR AXLE	12 x 148 TA, 12 x 157 TA
FH BODY	Shimano HG, MicroSpline, SRAM XD
SPOKES	Sapim Sprint
NIPPLES	EXT Brass
HOLE COUNT	28/28
SIZE	29 (622)
WEIGHT	1776g (set)
INCLUDED	Tubeless tape (installed), tubeless valve stem

TR 329/327 TRAIL

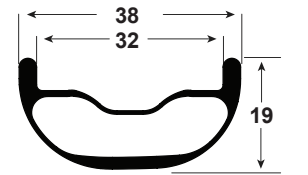


TR 329/327 TRAIL

USAGE	TRAIL
RIM TECHNOLOGY	CR3 TSS
RIM DEPTH	19mm
RIM WIDTH	32mm
HUBS	NEW Reynolds/Ringle SRX MTN, 100% CNC machined, 12° engagement, 3 pawl
BRAKE INTERFACE	CL
FRONT AXLE	15 x 110 TA
REAR AXLE	12 x 148 TA, 12 x 157 TA
FH BODY	Shimano HG, MicroSpline, SRAM XD
SPOKES	Sapim Sprint
NIPPLES	EXT Brass
HOLE COUNT	28/28
SIZE	Front 29 (622) / Rear 27.5 (584)
WEIGHT	1776g (set)
INCLUDED	Tubeless tape (installed), tubeless valve stem

The Reynolds™ Trail wheels redefine the category, being light, strong and compliant. The new low-profile wide channel rim increases cornering speed, direct power transfer, and improved compliance. Featuring an asymmetric rim profile, these wheelsets provide equal spoke tension, improving trail feel and durability

TR 327 E

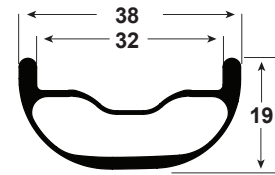


TR 327 E

USAGE	E Bike TRAIL
RIM TECHNOLOGY	CR3 TSS
RIM DEPTH	19mm/19mm
RIM WIDTH	32mm (inner) 32mm (outer)
HUBS	Spec Change: Reynolds TRe MTB hub, 100% CNC machined, 10° engagement, 6 pawl single engagement
BRAKE INTERFACE	Center Lock
FRONT AXLE	15 x 110 TA
REAR AXLE	12 x 148 TA, 12 x 157 TA
FH BODY	Shimano HG, MicroSpline, SRAM XD
SPOKES	Sapim E-Lite
NIPPLES	EXT Brass
HOLE COUNT	32/32
SIZE	27 (622)
WEIGHT	TBD
INCLUDED	Tubeless tape (installed), tubeless valve stem

Our TRE series is designed specifically for the demands of the more refined generation of e-mountain bikes, which allow you to cover steeper terrain in a shorter time, allowing grinders to go further faster. Since more miles mean greater wear, we built our robust TRs rims to an e-bike specific hub using 32 e-bike specific spokes and brass nipples. The result is a lightweight wheel for riders demanding top performance from their new machines.

TR 329 E

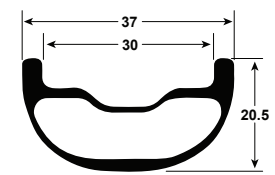


TR 329 E

Our TRE series is designed specifically for the demands of the more refined generation of e-mountain bikes, which allow you to cover steeper terrain in a shorter time, allowing grinders to go further faster. Since more miles mean greater wear, we built our robust TRs rims to an e-bike specific hub using 32 e-bike specific spokes and brass nipples. The result is a lightweight wheel for riders demanding top performance from their new machines.

USAGE	E Bike TRAIL
RIM TECHNOLOGY	CR3 TSS
RIM DEPTH	19mm/19mm
RIM WIDTH	32mm (inner) 32mm (outer)
HUBS	Spec Change: Reynolds TRe MTB hub, 100% CNC machined, 10° engagement, 6 pawl single engagement
BRAKE INTERFACE	Center Lock
FRONT AXLE	15 x 110 TA
REAR AXLE	12 x 148 TA, 12 x 157 TA
FH BODY	Shimano HG, MicroSpline, SRAM XD
SPOKES	Sapim E-Lite
NIPPLES	EXT Brass
HOLE COUNT	32/32
SIZE	29 (622)
WEIGHT	TBD
INCLUDED	Tubeless tape (installed), tubeless valve stem

BL 307 ENDURO PRO

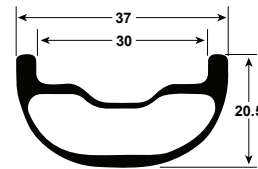


BL 307 ENDURO PRO

The ALL NEW Blacklabel Enduro wheels improve rider control, traction and outright speed without compromising our benchmark durability. It's the pinnical of enduro performance. The new low profile wide channel rim for increased cornering speed, direct power transfer and improved compliance. These wheels feature Reynolds IDM (Impact Dispursing Matrix) for industry leading impact resistance and durability. The asymmetric rim profile for more equal spoke tensions and a robust reliable wheel build. The Pro wheelset features Reynolds/I9 proprietary Blacklabel Hydra hubs, fully CNC machine with instant .52° engagement for immediate power delivery, while the Expert wheelset features Ringle Super Bubba hubs carrying on the tradition of Ringle durability, quality and performance, fully CNC machine with quick 4° engagement or bomb proof 8° engagement.

USAGE	ENDURO
RIM TECHNOLOGY	MR5 IDM TSS ASYM
RIM DEPTH	20.5mm
RIM WIDTH	30mm
HUBS	I9 Hydra, 100% CNC machined, .52° engagement, 6 pawl
BRAKE INTERFACE	CL
FRONT AXLE	15 x 110 TA
REAR AXLE	12 x 148 TA, 12 x 157 TA
FH BODY	Shimano HG, MicroSpline, SRAM XD
SPOKES	Sapim CX-Delta
NIPPLES	EXT Alloy
HOLE COUNT	28/28
SIZE	27.5 (584)
WEIGHT	1728g (set)
INCLUDED	Tubeless tape (installed), tubeless valve stem

BL 309 ENDURO PRO

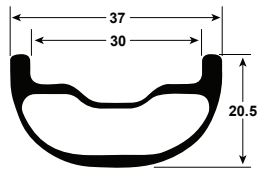


BL 309 ENDURO PRO

USAGE	ENDURO
RIM TECHNOLOGY	MR5 IDM TSS ASYM
RIM DEPTH	20.5mm
RIM WIDTH	30mm
HUBS	I9 Hydra, 100% CNC machined, .52° engagement, 6 pawl
BRAKE INTERFACE	CL
FRONT AXLE	15 x 110 TA
REAR AXLE	12 x 148 TA, 12 x 157 TA
FH BODY	Shimano HG, MicroSpline, SRAM XD
SPOKES	Sapim CX-Delta
NIPPLES	EXT Alloy
HOLE COUNT	28/28
SIZE	29 (622)
WEIGHT	1834g (set)
INCLUDED	Tubeless tape (installed), tubeless valve stem

The ALL NEW Blacklabel Enduro wheels improve rider control, traction and outright speed without compromising our benchmark durability. It's the pinnical of enduro performance. The new low profile wide channel rim for increased cornering speed, direct power transfer and improved compliance. These wheels feature Reynolds IDM (Impact Dispursing Matrix) for industry leading impact resistance and durability. The asymmetric rim profile for more equal spoke tensions and a robust reliable wheel build. The Pro wheelset features Reynolds/I9 proprietary Blacklabel Hydra hubs, fully CNC machine with instant .52° engagement for immediate power delivery, while the Expert wheelset features Ringle Super Bubba hubs carrying on the tradition of Ringle durability, quality and performance, fully CNC machine with quick 4° engagement or bomb proof 8° engagement.

BL 309/307 ENDURO PRO

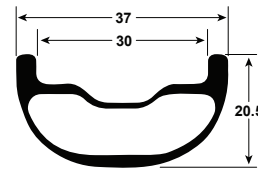



BL 309/307 ENDURO PRO

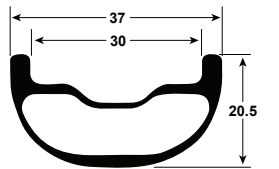
USAGE	ENDURO
RIM TECHNOLOGY	MR5 IDM TSS ASYM
RIM DEPTH	20.5mm
RIM WIDTH	30mm
HUBS	I9 Hydra, 100% CNC machined, .52° engagement, 6 pawl
BRAKE INTERFACE	CL
FRONT AXLE	15 x 110 TA
REAR AXLE	12 x 148 TA, 12 x 157 TA
FH BODY	Shimano HG, MicroSpline, SRAM XD
SPOKES	Sapim CX-Delta
NIPPLES	EXT Alloy
HOLE COUNT	28/28
SIZE	Front 29 (622) / Rear 27.5 (584)
WEIGHT	1834g (set)
INCLUDED	Tubeless tape (installed), tubeless valve stem

The ALL NEW Blacklabel Enduro wheels improve rider control, traction and outright speed without compromising our benchmark durability. It's the pinnical of enduro performance. The new low profile wide channel rim for increased cornering speed, direct power transfer and improved compliance. These wheels feature Reynolds IDM (Impact Dispursing Matrix) for industry leading impact resistance and durability. The asymmetric rim profile for more equal spoke tensions and a robust reliable wheel build. The Pro wheelset features Reynolds/I9 proprietary Blacklabel Hydra hubs, fully CNC machine with instant .52° engagement for immediate power delivery, while the Expert wheelset features Ringle Super Bubba hubs carrying on the tradition of Ringle durability, quality and performance, fully CNC machine with quick 4° engagement or bomb proof 8° engagement.

BL 307 ENDURO EXPERT



BL 309 ENDURO EXPERT



BL 307 ENDURO EXPERT

USAGE	ENDURO
RIM TECHNOLOGY	MR5 IDM TSS ASYM
RIM DEPTH	20.5mm
RIM WIDTH	30mm
HUBS	Ringle Super Bubba X, 4° engagement, 6 pawl phased
BRAKE INTERFACE	CL
FRONT AXLE	15 x 110 TA
REAR AXLE	12 x 148 TA, 12 x 157 TA
FH BODY	Shimano HG, MicroSpline, SRAM XD
SPOKES	Sapim CX-Delta
NIPPLES	EXT Alloy
HOLE COUNT	28/28
SIZE	27.5 (584)
WEIGHT	1762g (set)
INCLUDED	Tubeless tape (installed), tubeless valve stem

The ALL NEW Blacklabel Enduro wheels improve rider control, traction and outright speed without compromising our benchmark durability. It's the pinnical of enduro performance. The new low profile wide channel rim for increased cornering speed, direct power transfer and improved compliance. These wheels feature Reynolds IDM (Impact Dispursing Matrix) for industry leading impact resistance and durability. The asymmetric rim profile for more equal spoke tensions and a robust reliable wheel build. The Pro wheelset features Reynolds/I9 proprietary Blacklabel Hydra hubs, fully CNC machine with instant .52° engagement for immediate power delivery, while the Expert wheelset features Ringle Super Bubba hubs carrying on the tradition of Ringle durability, quality and performance, fully CNC machine with quick 4° engagement or bomb proof 8° engagement.


BL 309 ENDURO EXPERT

USAGE	ENDURO
RIM TECHNOLOGY	MR5 IDM TSS ASYM
RIM DEPTH	20.5mm
RIM WIDTH	30mm
HUBS	Ringle Super Bubba X, 4° engagement, 6 pawl phased
BRAKE INTERFACE	CL
FRONT AXLE	15 x 110 TA
REAR AXLE	12 x 148 TA, 12 x 157 TA
FH BODY	Shimano HG, MicroSpline, SRAM XD
SPOKES	Sapim CX-Delta
NIPPLES	EXT Alloy
HOLE COUNT	28/28
SIZE	29 (622)
WEIGHT	1870g (set)
INCLUDED	Tubeless tape (installed), tubeless valve stem

The ALL NEW Blacklabel Enduro wheels improve rider control, traction and outright speed without compromising our benchmark durability. It's the pinnical of enduro performance. The new low profile wide channel rim for increased cornering speed, direct power transfer and improved compliance. These wheels feature Reynolds IDM (Impact Dispursing Matrix) for industry leading impact resistance and durability. The asymmetric rim profile for more equal spoke tensions and a robust reliable wheel build. The Pro wheelset features Reynolds/I9 proprietary Blacklabel Hydra hubs, fully CNC machine with instant .52° engagement for immediate power delivery, while the Expert wheelset features Ringle Super Bubba hubs carrying on the tradition of Ringle durability, quality and performance, fully CNC machine with quick 4° engagement or bomb proof 8° engagement.

BL 309/307 ENDURO EXPERT

TR 307 ENDURO



BL 309/307 ENDURO EXPERT

USAGE	ENDURO
RIM TECHNOLOGY	MR5 IDM TSS ASYM
RIM DEPTH	20.5mm
RIM WIDTH	30mm
HUBS	Ringle Super Bubba X, 4° engagement, 6 pawl phased
BRAKE INTERFACE	CL
FRONT AXLE	15 x 110 TA
REAR AXLE	12 x 148 TA, 12 x 157 TA
FH BODY	Shimano HG, MicroSpline, SRAM XD
SPOKES	Sapim CX-Delta
NIPPLES	EXT Alloy
HOLE COUNT	28/28
SIZE	Front 29 (622) / Rear 27.5 (584)
WEIGHT	1870g (set)
INCLUDED	Tubeless tape (installed), tubeless valve stem

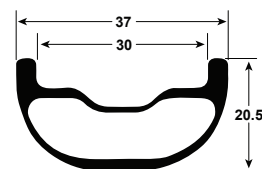
The ALL NEW Blacklabel Enduro wheels improve rider control, traction and outright speed without compromising our benchmark durability. It's the pinnical of enduro performance. The new low profile wide channel rim for increased cornering speed, direct power transfer and improved compliance. These wheels feature Reynolds IDM (Impact Dispursing Matrix) for industry leading impact resistance and durability. The asymeric rim profile for more equal spoke tensions and a robust reliable wheel build. The Pro wheelset features Reynolds/I9 proprietary Blacklabel Hydra hubs, fully CNC machine with instant .52° engagement for immediate power delivery, while the Expert wheelset features Ringle Super Bubba hubs carrying on the tradition of Ringle durability, quality and performance, fully CNC machine with quick 4° engagement or bomb proof 8° engagement.

TR 307 ENDURO

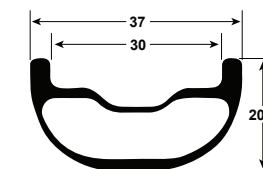
USAGE	ENDURO
RIM TECHNOLOGY	PR3 TSS ASYM
RIM DEPTH	20.5mm
RIM WIDTH	30mm
HUBS	NEW Reynolds/Ringle SRX MTN, 100% CNC machined, 12° engagement, 3 pawl
BRAKE INTERFACE	CL
FRONT AXLE	15 x 110 TA
REAR AXLE	12 x 148 TA, 12 x 157 TA
FH BODY	Shimano HG, MicroSpline, SRAM XD
SPOKES	Sapim Sprint
NIPPLES	EXT Brass
HOLE COUNT	28/28
SIZE	27.5 (584)
WEIGHT	1861g (set)
INCLUDED	Tubeless tape (installed), tubeless valve stem

ALL NEW TR 307 and TR 309 Enduro wheels provide improved rider control, traction and outright speed. The asymeric rim profile for more equal spoke tensions and a robust reliable wheel build. These wheelsets feature Reynolds PR3 rim design for unmatched ride quality and durability at a lower price point. The new low profile wide channel rim for increased cornering speed, direct power transfer and improved compliance. These wheels include the New Reynolds/Ringle SRX MTN hub with improved durability and performance, 100% CNC machined with 12° engagement.

TR 309 ENDURO



TR 309/307 ENDURO



TR 309 ENDURO

USAGE	ENDURO
RIM TECHNOLOGY	PR3 TSS ASYM
RIM DEPTH	20.5mm
RIM WIDTH	30mm
HUBS	NEW Reynolds/Ringle SRX MTN, 100% CNC machined, 12° engagement, 3 pawl
BRAKE INTERFACE	CL
FRONT AXLE	15 x 110 TA
REAR AXLE	12 x 148 TA, 12 x 157 TA
FH BODY	Shimano HG, MicroSpline, SRAM XD
SPOKES	Sapim Sprint
NIPPLES	EXT Brass
HOLE COUNT	28/28
SIZE	29 (622)
WEIGHT	1943g (set)
INCLUDED	Tubeless tape (installed), tubeless valve stem

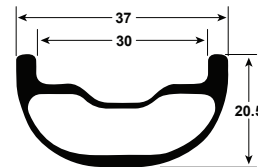
ALL NEW TR 307 and TR 309 Enduro wheels provide improved rider control, traction and outright speed. The asymmetric rim profile for more equal spoke tensions and a robust reliable wheel build. These wheelsets feature Reynolds PR3 rim design for unmatched ride quality and durability at a lower price point. The new low profile wide channel rim for increased cornering speed, direct power transfer and improved compliance. These wheels include the New Reynolds/Ringle SRX MTN hub with improved durability and performance, 100% CNC machined with 12° engagement.

TR 309/307 ENDURO

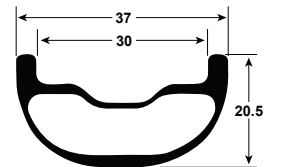
USAGE	ENDURO
RIM TECHNOLOGY	PR3 TSS ASYM
RIM DEPTH	20.5mm
RIM WIDTH	30mm
HUBS	NEW Reynolds/Ringle SRX MTN, 100% CNC machined, 12° engagement, 3 pawl
BRAKE INTERFACE	CL
FRONT AXLE	15 x 110 TA
REAR AXLE	12 x 148 TA, 12 x 157 TA
FH BODY	Shimano HG, MicroSpline, SRAM XD
SPOKES	Sapim Sprint
NIPPLES	EXT Brass
HOLE COUNT	28/28
SIZE	Front 29 (622) / Rear 27.5 (584)
WEIGHT	1943g (set)
INCLUDED	Tubeless tape (installed), tubeless valve stem

ALL NEW TR 307 and TR 309 Enduro wheels provide improved rider control, traction and outright speed. The asymmetric rim profile for more equal spoke tensions and a robust reliable wheel build. These wheelsets feature Reynolds PR3 rim design for unmatched ride quality and durability at a lower price point. The new low profile wide channel rim for increased cornering speed, direct power transfer and improved compliance. These wheels include the New Reynolds/Ringle SRX MTN hub with improved durability and performance, 100% CNC machined with 12° engagement.

BL 307 DOWNHILL EXPERT



BL 309 DOWNHILL EXPERT



BL 307 DOWNHILL EXPERT

USAGE	DOWNHILL
RIM TECHNOLOGY	MR5 IDM TSS ASYM
RIM DEPTH	20.5m
RIM WIDTH	30mm
HUBS	Ringle Super Bubba, 4° or 8°engagement, 6 pawl phased
BRAKE INTERFACE	IS 6 Bolt
FRONT AXLE	20 x 110 TA
REAR AXLE	12 x 157 TA
FH BODY	Shimano HG, MicroSpline, SRAM XD
SPOKES	Sapim Sprint
NIPPLES	EXT Brass
HOLE COUNT	32/32
SIZE	27.5 (584)
WEIGHT	TBD (set)
INCLUDED	Tubeless tape (installed), tubeless valve stem

ALL NEW World Cup level DH wheels that improve rider control, traction and outright speed without compromising our legendary durability featuring our Ringle Super Bubba hubs with our patented drop in dual ratchet rings.

New low profile wide channel rim for increased cornering speed, direct power transfer and improved compliance.

Features Reynolds IDM (Impact Dispursing Matrix) for industry leading impact resistance and durability.

Built around our Ringle Super Bubba hubs carrying on the tradition of Ringle durability, quality and performance, fully CNC machine with quick 4° engagement or bomb proof 8° engagement.

BL 309 DOWNHILL EXPERT

USAGE	DOWNHILL
RIM TECHNOLOGY	MR5 IDM TSS ASYM
RIM DEPTH	20.5m
RIM WIDTH	30mm
HUBS	Ringle Super Bubba, 4° or 8°engagement, 6 pawl phased
BRAKE INTERFACE	IS 6 Bolt
FRONT AXLE	20 x 110 TA
REAR AXLE	12 x 157 TA
FH BODY	Shimano HG, MicroSpline, SRAM XD
SPOKES	Sapim Sprint
NIPPLES	EXT Brass
HOLE COUNT	32/32
SIZE	29 (622)
WEIGHT	TBD (set)
INCLUDED	Tubeless tape (installed), tubeless valve stem

ALL NEW World Cup level DH wheels that improve rider control, traction and outright speed without compromising our legendary durability featuring our Ringle Super Bubba hubs with our patented drop in dual ratchet rings.

New low profile wide channel rim for increased cornering speed, direct power transfer and improved compliance.

Features Reynolds IDM (Impact Dispursing Matrix) for industry leading impact resistance and durability.

Built around our Ringle Super Bubba hubs carrying on the tradition of Ringle durability, quality and performance, fully CNC machine with quick 4° engagement or bomb proof 8° engagement.